

ECONOMIC PROFILE OF THE CANADIAN ORNAMENTAL HORTICULTURE SECTOR*

The ornamental horticulture sector is a significant stimulus to the entire Canadian economy.

Ornamental horticulture is the **5th highest value crop in Canada**, with the value of ornamental products exceeding the combined value of all grains and oilseeds produced nationally.

\$14.4 billion




The Canadian ornamental horticulture sector contributed a total of **\$14.4 billion to Canada's GDP** in 2019/20. This was equivalent to contributing about **\$390** to every Canadian.



Total direct employment sustained by the activities of the ornamental horticulture sector exceeded **131,106** Full-Time Equivalent (FTEs) jobs in 2019/20.



The total number of people employed by the ornamental horticulture sector is significantly higher than the total number of FTEs due to the impact of seasonal employment. Using the standard ratio of total jobs to FTEs of 1.7, the total jobs sustained by the ornamental horticulture sector exceeded **222,881** positions.



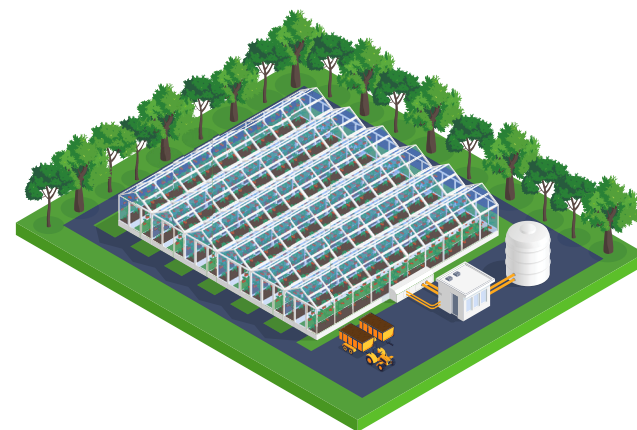
The largest complement of jobs was sustained by the landscaping services subsector for a total of **104,982 FTEs**. Other ornamental horticultural subsectors (primary production) sustained the remaining **26,125 FTEs**.



The sector's farm gate sales (primary production) in 2022 exceeded **\$2.58 billion** with the total value at the retail level exceeding **\$5.3 billion**.




When landscaping services were added, the value of these products was estimated at an average value of **\$12.8 billion**.



Wages and salaries generated by the Canadian ornamental horticulture sector was **~\$7.9 billion**.



The average effective direct wage paid by the ornamental horticulture sector was **\$55,715** for primary production and **\$62,961** for landscaping services.



The three levels of government derive large streams of tax revenues on these impacts to the tune of **\$4.5 billion annually**. The Federal Government derive the lion's share of these tax revenue impacts with over **\$2.6 billion** in 2019/20. The Provincial governments combined derive about \$1.4 billion, whereas Local governments collected **\$466 million**.



The largest components of the tax revenues collected from the sector by the Federal and Provincial governments were derived from personal income taxes which accounted for **\$2.22 billion**. Corporate taxes accounted for the second-largest component with **\$892 million**. GST (HST) was the third largest element with **\$424 million**.

